



User guide

Conference phone Konftel 100

English | Español | Français

Conference phones for every situation



User guide





Conference phone Konftel 100

English | Español | Français

This package includes the following items:

- 1 pc User Guide
- 1 pc Conference Phone
- 1 pc Power supply
- 1 pc Power supply and network cable

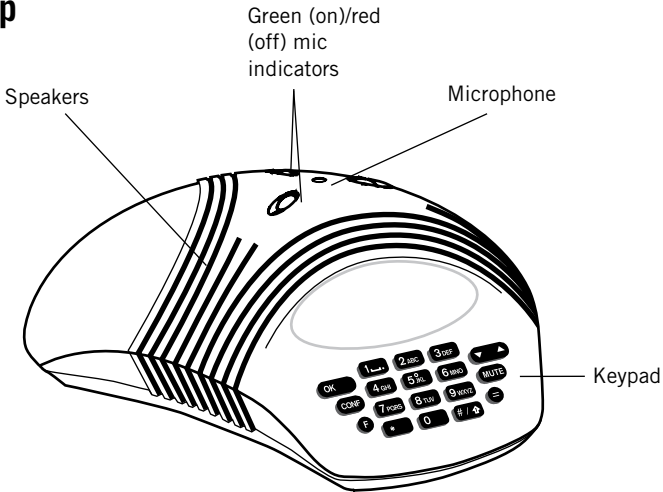
**Please check that the package contains all items listed.
If any items are missing, please contact your dealer.**

WARNING: To reduce the risk of fire or shock hazard, do not expose this product to rain or moisture.	
	CAUTION 
RISK OF ELECTRIC SHOCK DO NOT OPEN	
CAUTION: TO REDUCE THE RISK OF ELECTRICAL SHOCK, DO NOT REMOVE COVER OR BACK. NO USER-SERVICEABLE PARTS INSIDE. REFER SERVICING TO QUALIFIED PERSONNEL.	
	The lightning symbol is intended to alert you to the presence of uninsulated dangerous voltage within this product's enclosure that might be of sufficient magnitude to constitute a risk of electric shock. Do not open the product's case.
	The exclamation symbol is intended to inform you that important operating and maintenance instructions are included in the literature accompanying this product.

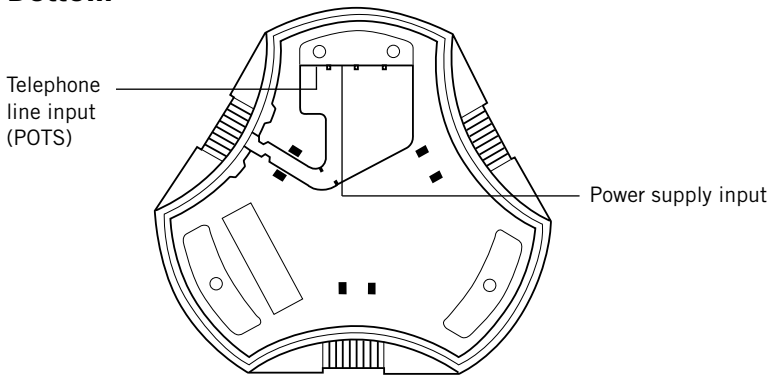
Contents

Description	4
<i>Connection, Accessories, Spare Parts</i>	5
Calling	6
<i>Incoming Calls</i>	6
<i>Outgoing Calls</i>	6
<i>Three-way Calls</i>	6
<i>Programming the Flash key</i>	7
<i>Redial</i>	7
Conference Key	8
Volume control, Mute, Tuning, Ring volume	9
Troubleshooting and Maintenance	10
Technical Data	11
Warranty	12
Service	13
FCC Information	14
CSA Information	16

Top



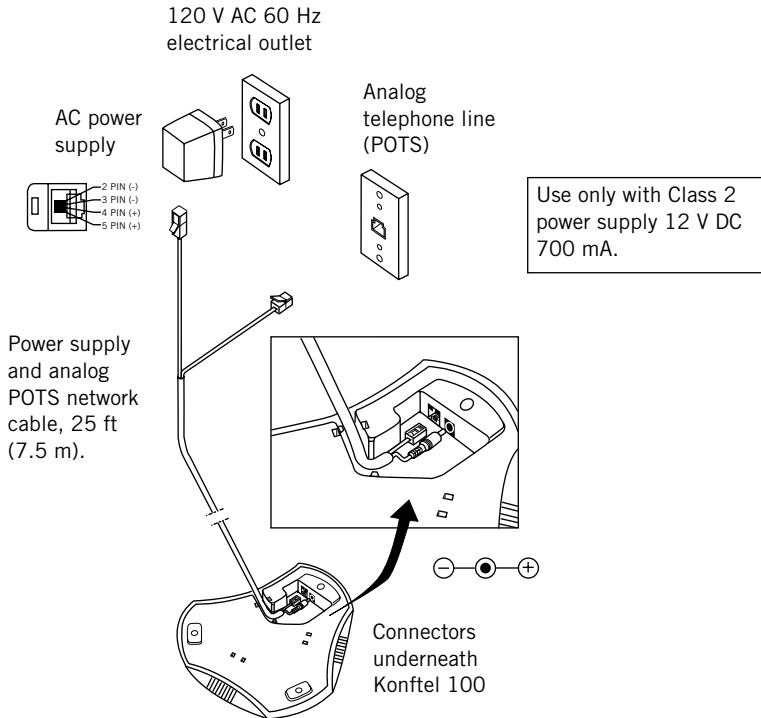
Bottom



Keypad



Connection



Accessories

Item No.	Description
900103339	Extension cable, power supply 32 ft (10 m).
900103340	Extension cable, analog network, 32 ft (10 m).
900103341	Extension cable, power and analog network 25 ft (7.5 m).

Spare Parts

Item No.	Description
900103334	Power supply and analog POTS network cable, 25 ft (7.5 m).
840102057	Power supply 120V AC/12 V DC for USA and Canada.

Incoming Calls

A ring signal is heard and the green mic indicators light to indicate the incoming call.



Press the OK key to answer.



To end the call, press OK.

Outgoing Calls



Press OK.

0-9...

Dial the number.



To end the call, press OK.

Three-way Calls

Note: The availability and function of the Three-way feature can vary from country to country but also depend on the PBX to which the Konftel 100 is connected. We recommend you use a telephone conferencing service to connect more than three locations. If you have questions regarding availability, please contact your dealer.



Press OK.

0-9...

Enter the number of the first meeting participant.



When the first call is connected, press the Flash key to get a new dial tone.

0-9...

Enter the number of the second meeting participant and wait for answer.



Press the Flash key followed by the 3 key, and all three can now participate in the call.

If your Three-way Call is not answered



Press the Flash key followed by the 1 key to return to the first call.

If the Flash key does not work

The requirements for the operation of the Flash key vary between PBXs and from country to country. Konftel 100 therefore lets you program the F-pulse time so that it works with most PBXs on the market.

Programming the Flash key (default setting = 5)



Hold down the Flash key for three seconds until the green LEDs flash and you hear three short beeps.

1-5...

Enter the value for the F-pulse. The default setting is 5. Check in the table below whether the setting is right for your PBX/country.

Value:	Time:	PBX/country:
1	65 ms	Ericsson MD110
2	100 ms	Scandinavia, Europe
3	150 ms	Reserved
4	270 ms	Germany, France, Israel
5	600 ms	USA



Press the OK key to save the setting and exit.

Redial



Press the Redial key. The latest number is dialed within 3 seconds.



To end the call, press OK.

The Conference key gives you the facility to pre-programme a number or code for your phone conference.

Programming the Conference key

CONF

Keep the Conference key depressed 3 sec until the red LEDs flash and you hear a repeating tone.

0-9...

Enter your phone conference number with the keypad (max 20 digits).

MUTE

If Konftel 100 must wait for a second dial tone, you should insert a pause with the Mute/Pause key.

OK 

Press the OK to end and save the number.

Using the Conference key

CONF

Press the conference key to connect to your phone conference.

OK 

Press OK to end the call.

Delete the conference number

CONF

Keep the Conference key depressed 3 seconds until the red LEDs flash and you hear a repeating tone.

OK 

Press OK to delete any conference number.

Volume control



Adjust the speaker volume with the Up/Down key during the call.

Mute function



Press the Mute key to switch off the microphone. The mic indicators change to red. Press again to switch on the microphone. The mic indicators change back to green.

Tuning



When the Konftel 100 is switched on, the sound automatically adjusts for room size. The Konftel 100 senses the acoustics of the room and adapts continuously during the call. For manual tuning, press the Up/Down key at the same time. A brief sound will be heard.

Adjust the Ring volume



Adjust the volume of the ring signal with the up/down button. A ringing signal is heard after every press. It can be adjusted in six steps, of which the lowest shuts off the ring signal entirely.

Troubleshooting

1. Check that the microphone is on during the call. The green microphone indicators must be lit.
2. Check that the Konftel 100 is connected between an analog telephone jack and the telephone line input underneath the Konftel 100.
3. Bypass any extension cables and check whether the system is functioning correctly. If not, contact your dealer.
4. If Konftel 100 must wait for a second dialtone, you should enter a pause with the help of the Mute/Pause button when you programme the number for your phone conference.

MUTE

Maintenance

Clean the equipment with a dry, soft cleaning cloth.
Do not use any liquids!

Konftel 100

Power supply:	DC transformer 120 V AC/12 V DC; 700 mA.
Network interface:	Analog PBX or POTS, RJ-11.
Power supply and network cable:	25 ft (7.5 metre), RJ-11 (line), EIAJ Class IV (power).
Recommended room conditions:	Reverberation time: <0.5 sec. Background noise: <45 dB(A).
Frequency response:	200–3700 Hz.
Loudspeaker volume:	85 dB SPL.
Room echo suppression:	208 ms.
Line echo suppression:	25 ms.
Automatic calibration:	<1 ms impulse (not discernible).
Dimensions:	Diameter 9 inch (232mm).
Weight:	1.5 lbs (700 g).
Temperature range:	41–104°F (5–40°C) in operation.
Humidity:	20 %–80 % non-condensing.
Approvals:	FCC Part 68 FCC Part 15 ICES-003 UL60950 CAN/CSA C22.2
Keyboard:	19 keys.

Limited Warranty

Konftel warrants to the end user ("Customer") that this product will be free from defects in workmanship and materials, under normal use and service, for two (2) years from the date of purchase from its authorized reseller. Konftel's sole obligation under this express warranty shall be, at Konftel's option and expense, to repair the defective product or part, deliver to Customer an equivalent product or part to replace the defective item.

All products that are replaced will become the property of Konftel. Replacement products or parts may be new or reconditioned. Konftel warrants any replaced or repaired product or part for ninety (90) days from shipment, or the remainder of the initial warranty period, whichever is longer. Products returned to Konftel must be sent prepaid and packaged appropriately for safe shipment, and it is recommended that they be insured or sent by a method that provides for tracking of the package. Responsibility for loss or damage does not transfer to Konftel until the returned item is received by Konftel. The repaired or replaced item will be shipped to Customer, at Konftel's expense, not later than twelve (12) days after Konftel receives the defective product, and Konftel will retain risk of loss or damage until the item is delivered to Customer.

Exclusions

KONFTEL will not be liable under this limited warranty if its testing and examination discloses that the alleged defect or malfunction in the product does not exist or results from:

- Failure to follow Konftel's installation, operation, or maintenance instructions.
- Unauthorized product modification or alteration.
- Unauthorized use of common carrier communication services accessed through the product.
- Abuse, misuse, negligent acts or omissions of Customer and persons under Customer's control; or
- Acts of third parties, acts of God, accident, fire, lighting, power surges or outages, or other hazards.

WARRANTY EXCLUSIVE. IF A KONFTEL PRODUCT DOES NOT OPERATE AS WARRANTED ABOVE, CUSTOMER'S SOLE REMEDY FOR BREACH OF THAT WARRANTY SHALL BE REPAIR OR REPLACEMENT AT KONFTEL'S OPTION. TO THE FULL EXTENT ALLOWED BY LAW, THE FOREGOING WARRANTIES AND REMEDIES ARE EXCLUSIVE AND ARE IN LIEU OF ALL OTHER WARRANTIES, TERMS, OR CONDITIONS, EXPRESS OR IMPLIED, EITHER IN FACT OR BY OPERATION OF LAW, STATUTORY OR OTHERWISE, INCLUDING WARRANTIES, TERMS, OR CONDITIONS OF MERCHANTABILITY, FITNESS FOR A PARTICULAR PURPOSE, SATISFACTORY QUALITY, CORRESPONDENCE WITH DESCRIPTION, AND NON-INFRINGEMENT, ALL OF WHICH ARE EXPRESSLY DISCLAIMED. KONFTEL NEITHER ASSUMES NOR AUTHORIZES ANY OTHER PERSON TO ASSUME FOR IT ANY OTHER LIABILITY.

Service Agreements

For information on KONFTEL service agreements, call or email KONFTELS helpdesk:

USA and Canada

+1-(866)-606-4728 Monday through Friday 8:00 AM to 17:00 PM (GMT:-1)
email: konftel.usa@konftel.com

International

+46-90706489 Monday through Friday 8:00 AM to 17:00 PM (GMT:-1)
email: info@konftel.com

If you purchased your product from a Konftel Authorized Reseller, contact the Authorized Reseller for information about service agreements applicable to your product.

LIMITATION OF LIABILITY. TO THE FULL EXTENT ALLOWED BY LAW, KONFTEL EXCLUDES FOR ITSELF AND ITS SUPPLIERS ANY LIABILITY, WHETHER BASED IN CONTRACT OR TORT (INCLUDING NEGLIGENCE), FOR INCIDENTAL, CONSEQUENTIAL, INDIRECT, SPECIAL, OR PUNITIVE DAMAGES OF ANY KIND, OR FOR LOSS OF REVENUE OR PROFITS, LOSS OF BUSINESS, LOSS OF INFORMATION OR DATA, OR OTHER FINANCIAL LOSS ARISING OUT OF OR IN CONNECTION WITH THE SALE, INSTALLATION, MAINTENANCE, USE, PERFORMANCE, FAILURE, OR INTERRUPTION OF ITS PRODUCTS, EVEN IF KONFTEL OR ITS AUTHORIZED RESELLER HAS BEEN ADVISED OF THE POSSIBILITY OF SUCH DAMAGES, AND LIMITS ITS LIABILITY TO REPAIR OR REPLACE AT KONFTEL'S OPTION. THIS DISCLAIMER OF LIABILITY FOR DAMAGES WILL NOT BE AFFECTED IF ANY REMEDY PROVIDED HEREIN SHALL FAIL OF ITS ESSENTIAL PURPOSE.

Disclaimer

Some countries, states, or provinces do not allow the exclusion or limitation of implied warranties or the limitation of incidental or consequential damages for certain products supplied to consumers, or the limitation of liability for personal injury, so the above limitations and exclusions may be limited in their application to you. When the implied warranties are not allowed to be excluded in their entirety, they will be limited to the duration of the applicable written warranty. This warranty gives you specific legal rights which may vary

FCC Statement

This equipment complies with Part 68 of the FCC rules and the requirements adopted by the ACTA. On the bottom of this equipment is a label that contains, among other information, a product identifier in the format US:5RWMT05B100200. If requested, this number must be provided to the telephone company.

An applicable certification jack Universal Service Order Code (USOC) for the equipment is provided (i.e., RJ11C) in the packaging with each piece of approved terminal equipment.

A plug and jack used to connect this equipment to the premises wiring and telephone network must comply with the applicable FCC Part 68 rules and requirements adopted by the ACTA. A compliant telephone cord and modular plug is provided with this product. It is designed to be connected to a compatible modular jack that is also compliant. See installation instructions for details.

The REN is used to determine the number of devices that may be connected to a telephone line. Excessive RENs on a telephone line may result in the devices not ringing in response to an incoming call. In most but not all areas, the sum of RENs should not exceed five (5.0). To be certain of the number of devices that may be connected to a line, as determined by the total RENs, contact the local telephone company. [For products approved after July 23, 2001, the REN for this product is part of the product identifier that has the format US: 5RWMT05B100200. The digits represented by 05 are the REN without a decimal point (e.g., 03 is a REN of 0.3). For earlier products, the REN is separately shown on the label.]

NOTICE: If your home has specially wired alarm equipment connected to the telephone line, ensure the installation of this Konftel 100 does not disable your alarm equipment. If you have questions about what will disable alarm equipment, consult your telephone company or a qualified installer.

NOTICE: According to telephone company reports, AC electrical surges, typically resulting from lightning strikes, are very destructive to telephone equipment connected to AC power sources. To minimize damage from these types of surges, a surge protector is recommended.

The FCC Wants You To Know

In the unlikely event that your phone causes problems on the phone line, the phone company can temporarily discontinue your service. If this happens, the phone company attempts to notify you in advance. If advance notice is not practical, the phone company notifies you as soon as possible and advises you of your right to file a complaint with the FCC.

Also, the phone company can make changes to its lines, equipment, operations, or procedures that could affect the operation of this telephone. The telephone company notifies you of these changes in advance, so you can take the necessary steps to prevent interruption of your telephone service.

This equipment complies with the limits for a Class B digital device as specified in Part 15 of FCC Rules. These limits provide reasonable protection against radio and TV interference in a residential area.

However, your equipment might cause TV or radio interference even when it is operating properly. To eliminate interference, you can try one or more of the following corrective measures:

- reorient or relocate the receiving antenna
- increase the distance between the equipment and the radio or TV.
- use outlets on different electrical circuits for the equipment and the radio or TV

Consult your local store if the problem still exists.

Connection to party line service is subject to state tariffs. Contact the state public utility commission, public service commission or corporation commission for information.

Warning: Changes or modifications to this phone not expressly approved by the party responsible for compliance could void the user's authority to operate the equipment.

Note: Consent all party if the conversation was recorded.

Lightning

Your telephone has built-in lightning protection to reduce the risk of damage from surges in telephone line and power line current. This lightning protection meets or exceeds FCC requirements. However, lightning striking the telephone or power lines can damage your telephone.

Lightning damage is not common. Nevertheless, if you live in an area that has severe electrical storms, we suggest that you unplug your phone when storms approach to reduce the possibility of damage.

Statement

This product meets the applicable Industry Canada technical specifications.

The Ringer Equivalence Number is an indication of the maximum number of devices allowed to be connected to a telephone interface. The termination on an interface may consist of any combination of devices subject only to the requirement that the sum of the Ringer Equivalence Numbers of all the devices does not exceed five.

Konftel is a leading company within loudspeaker communication and audio technology. We develop and sell products and technology for telephone conferences based on cutting-edge expertise within acoustics and digital signal processing. Characteristic of our products is that all conference telephones contain the same high quality audio technology – OmniSound® providing crystal clear sound. Read more about Konftel and our products on **www.konftel.com**

Developed by Konftel AB
Box 268, SE-901 06 Umeå, Sweden
Phone: +46 90 706 489 Fax: +46 90 131 435
E-mail: info@konftel.com Web: www.konftel.com
